

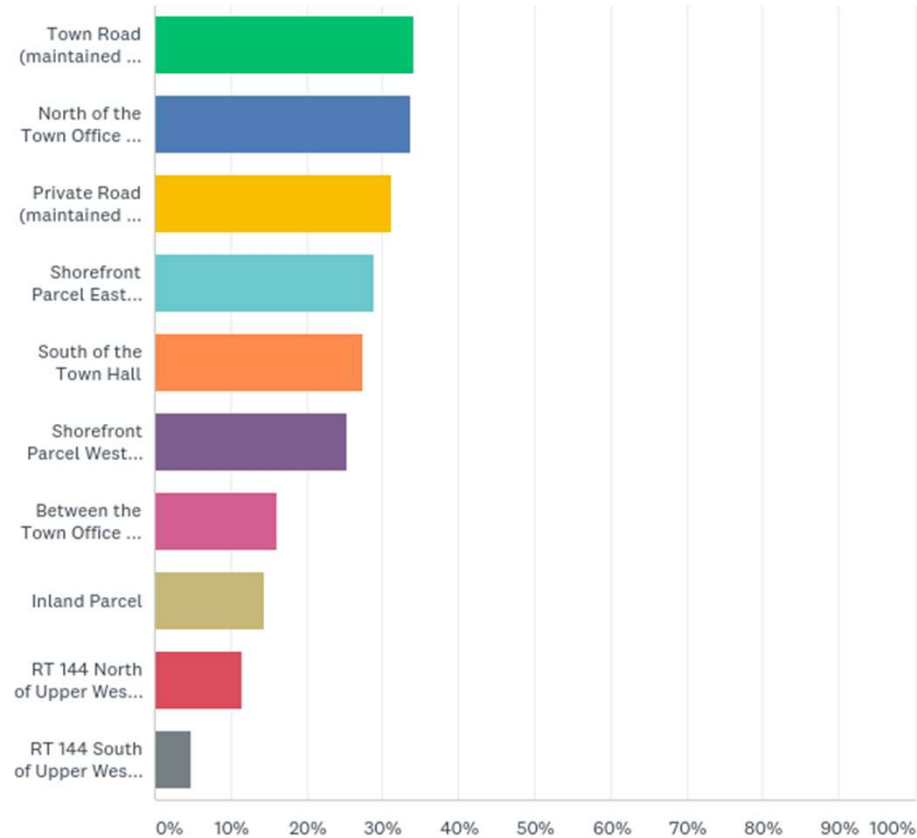
Westport Island Comprehensive Plan Survey

June 12 - August 31, 2018

295 Total Responses by 8/31/2018

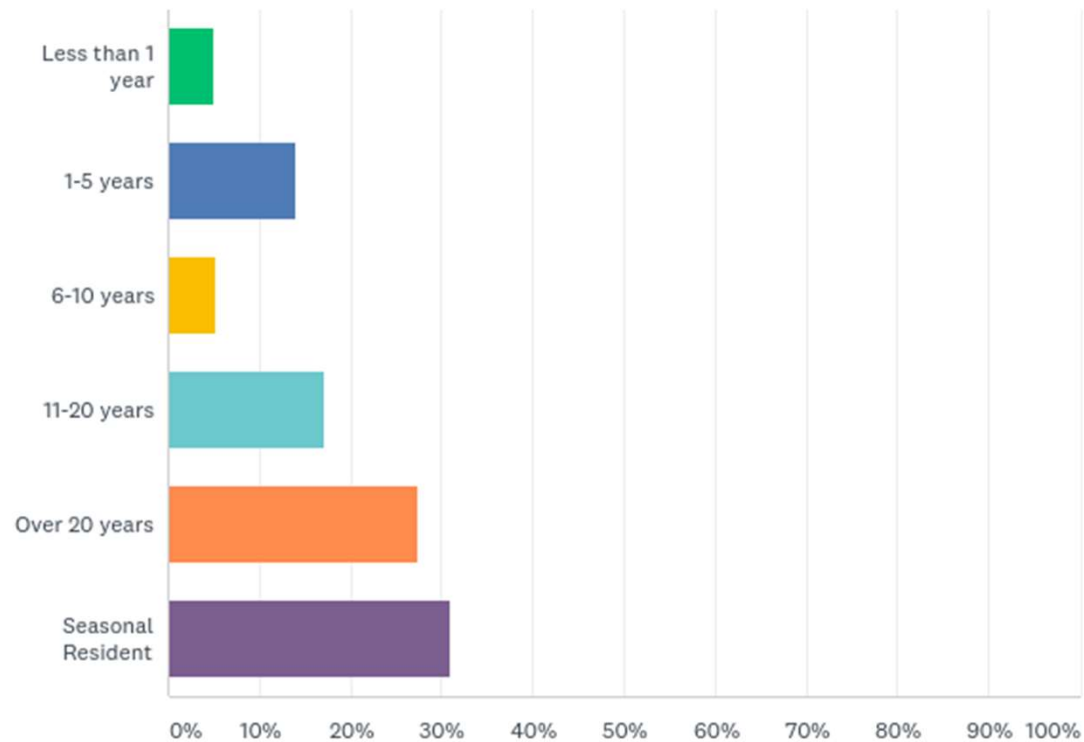
Q1: LOCATION – WHERE DO YOU LIVE OR OWN PROPERTY?

Answered: 285 Skipped: 10



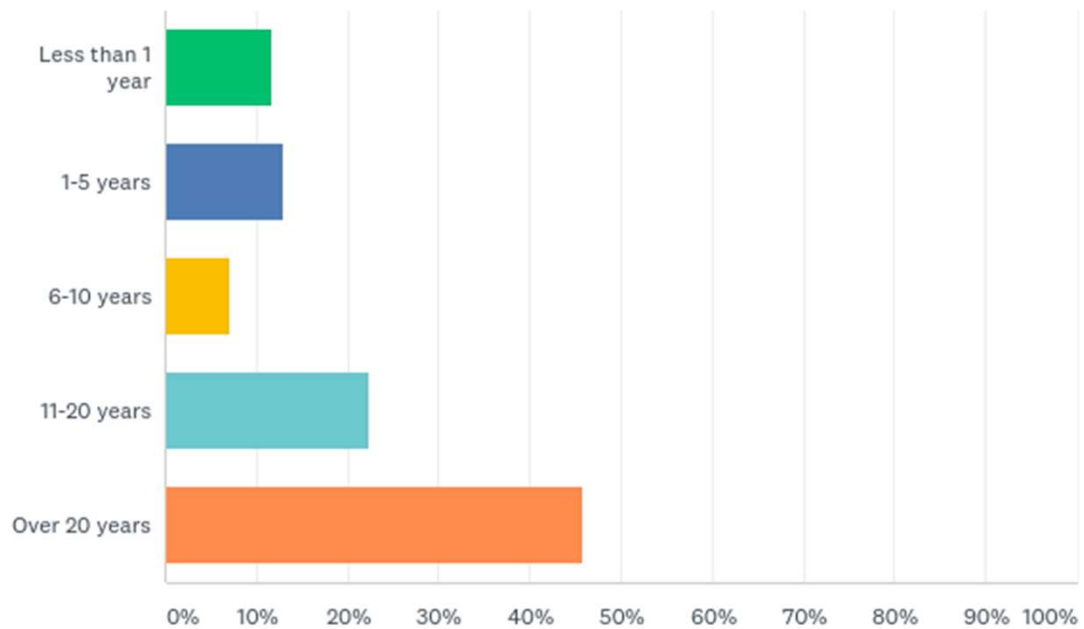
Q2: Year-round residents – How Long have you lived on Westport Island?

Answered: 284 Skipped: 11



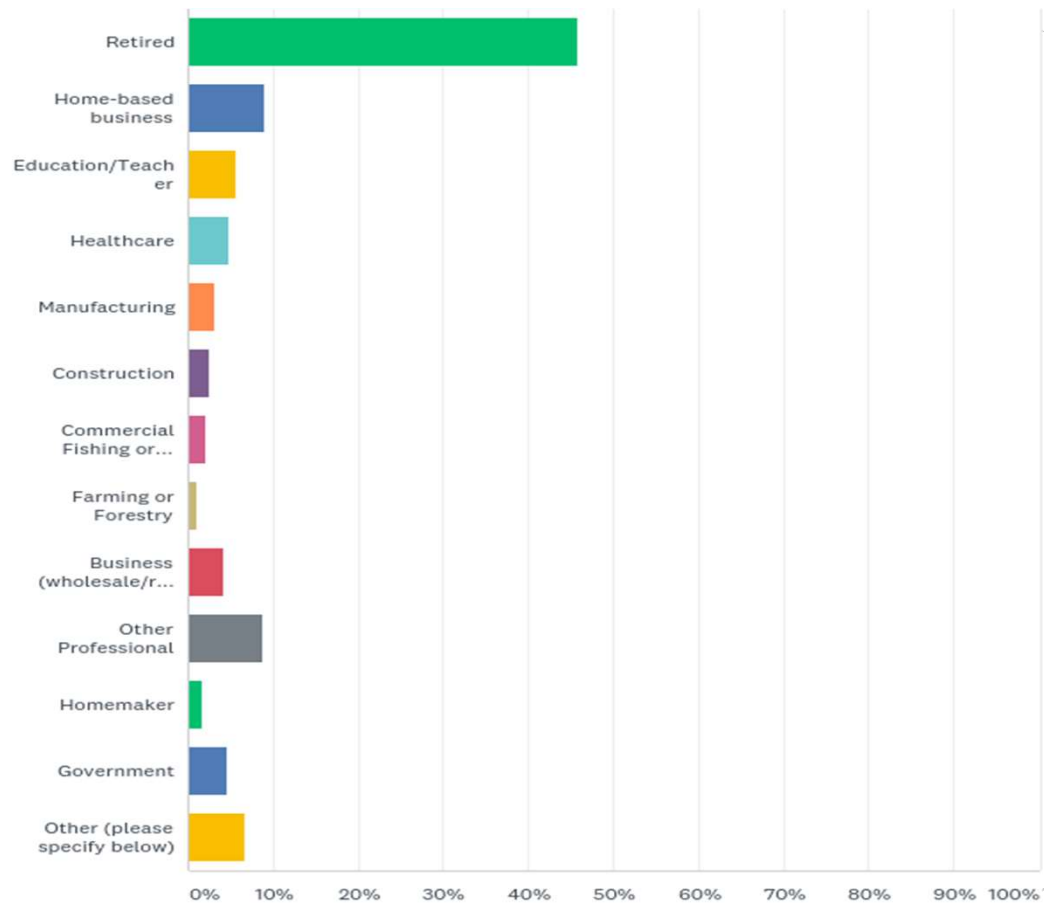
Q3: Seasonal residents – How long have you summered on Westport Island?

Answered: 85 Skipped: 210



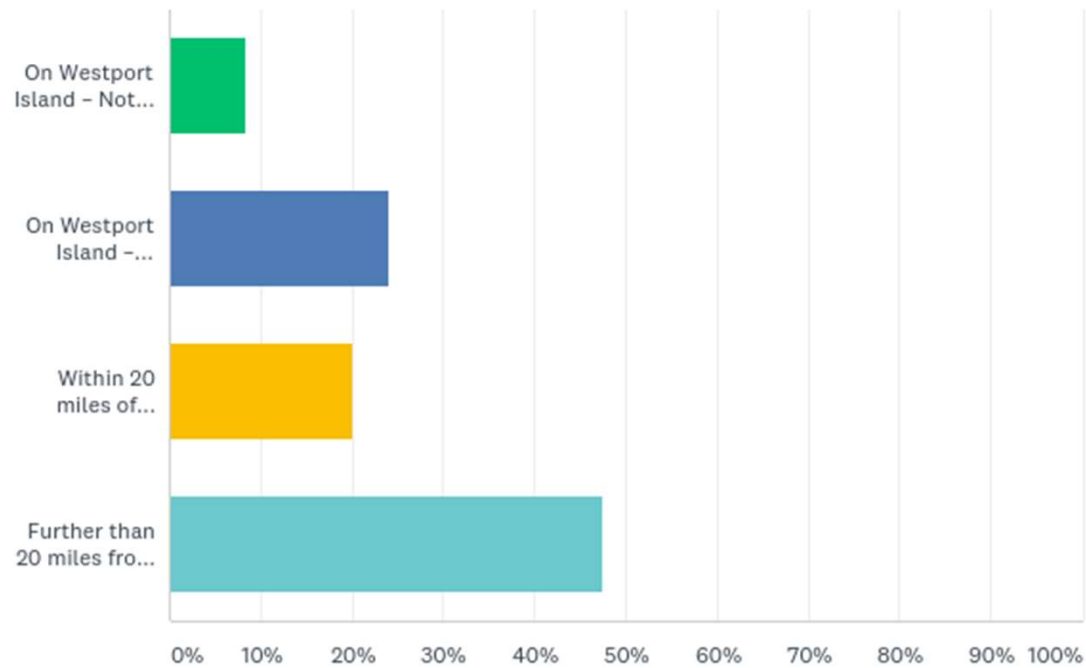
Q4: What is your employment? – Check the one that best describes your occupation

Answered: 286 Skipped: 9



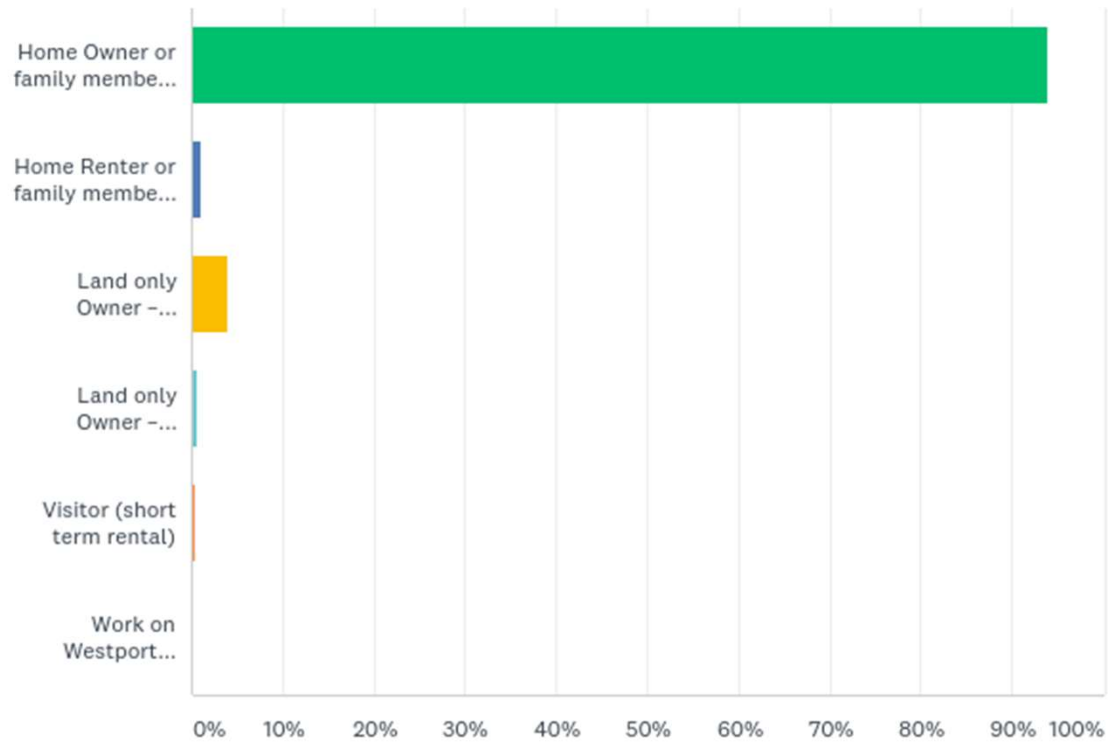
Q5: If employed, where do you work?

Answered: 154 Skipped: 141



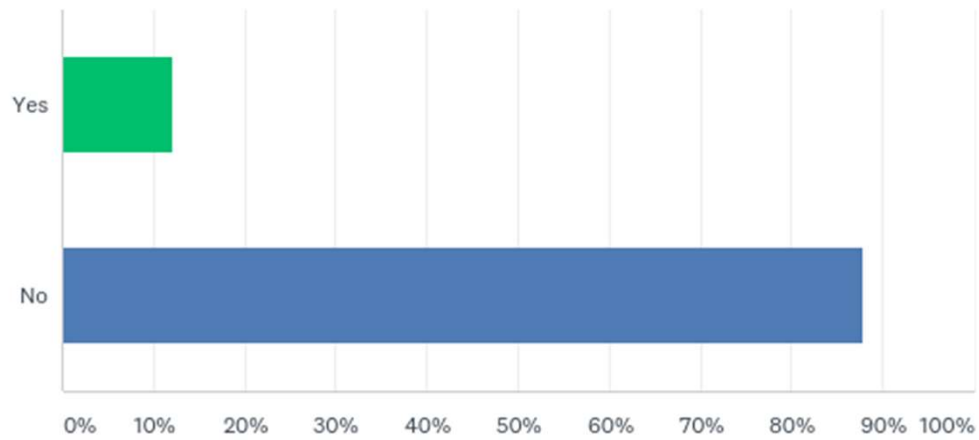
Q6: What is your relationship to Westport Island?

Answered: 282 Skipped: 13



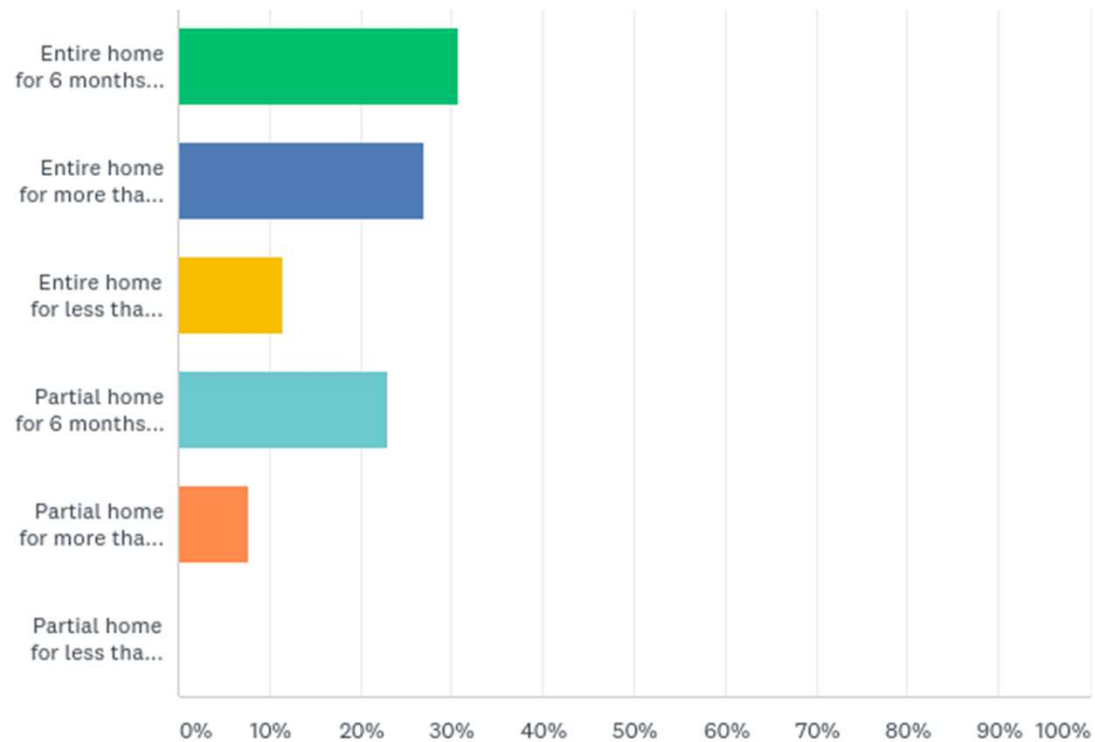
Q7: Do you own and rent out your property?

Answered: 280 Skipped: 15



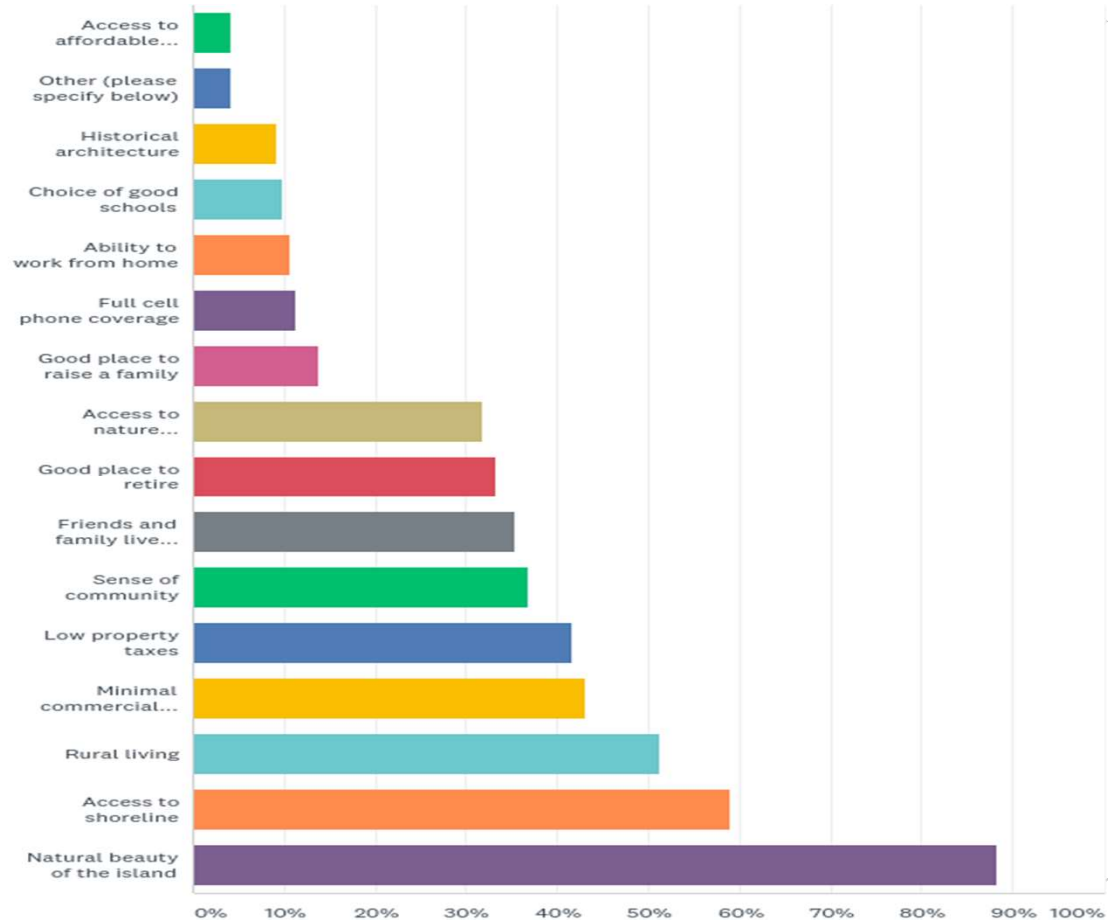
Q8: If Yes, check all that apply to how you rent your property

Answered: 26 Skipped: 269



Q9: What you like about living on Westport Island - Please check up to 5 items

Answered: 283 Skipped: 12














Q10: What you don't like about living on Westport Island— Check up to 5 items

Answered: 266 Skipped: 29

	ANSWER CHOICES	RESPONSES	
2	Distance to Medical Facilities	38.35%	102
1	Poor Internet Access	40.60%	108
4	Poor Cell phone coverage	33.46%	89
	Lack of affordable housing	2.26%	6
	Lack of Employment opportunities	2.63%	7
3	Distance to stores or services	36.47%	97
	Lack of regional transportation	9.40%	25
	Lack of recreational facilities	10.53%	28
	Lack of sidewalks	10.15%	27
5	Lack of bike paths or bike lane	31.95%	85
	Lack of a community center for people to gather	13.16%	35
	Lack of community access to shoreland or swimming area	24.06%	64
	Lack of areas to walk dogs	10.53%	28
	The road conditions	28.20%	75
	Social isolation	10.15%	27
	Other (please specify)	16.54%	44
	Total Respondents: 266		

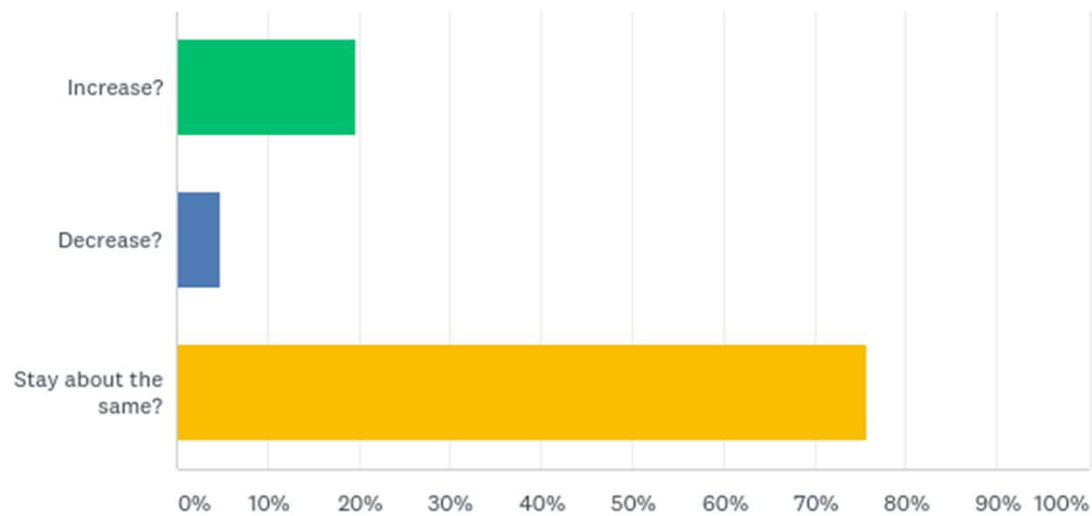
Q11: Town Services - How well do you think the town is doing providing these services?

Answered: 279 Skipped: 16

	GOOD	NEEDS IMPROVEMENT	NO OPINION	TOTAL	WEIGHTED AVERAGE
 Code Enforcement (Ordinances)	56.92% 148	13.85% 36	29.23% 76	260	1.72
  Solid Waste Disposal at Wiscasset Transfer Station	86.04% 228	1.89% 5	12.08% 32	265	1.26
 Boat Launch and Dock	75.75% 203	3.36% 9	20.90% 56	268	1.45
Public Shore Access 	42.25% 109	29.84% 77	27.91% 72	258	1.86
Road Maintenance 	52.24% 140	41.42% 111	6.34% 17	268	1.54
 Snow Plowing & Sanding	55.81% 149	24.34% 65	19.85% 53	267	1.64
  Town Office Services	86.84% 231	4.14% 11	9.02% 24	266	1.22
 Fire Protection	76.30% 206	3.70% 10	20.00% 54	270	1.44
Emergency Medical Services	53.16% 143	11.90% 32	34.94% 94	269	1.82
Law Enforcement	35.11% 92	8.78% 23	56.11% 147	262	2.21
Animal Control	37.60% 97	7.75% 20	54.65% 141	258	2.17
Recreational Facilities 	24.90% 65	29.89% 78	45.21% 118	261	2.20
Schools	29.12% 76	9.58% 25	61.30% 160	261	2.32
School transportation	27.41% 71	5.02% 13	67.57% 175	259	2.40

Q12: Population change – Over the next 20 years, would you like to see the year-around population of Westport Island:

Answered: 275 Skipped: 20



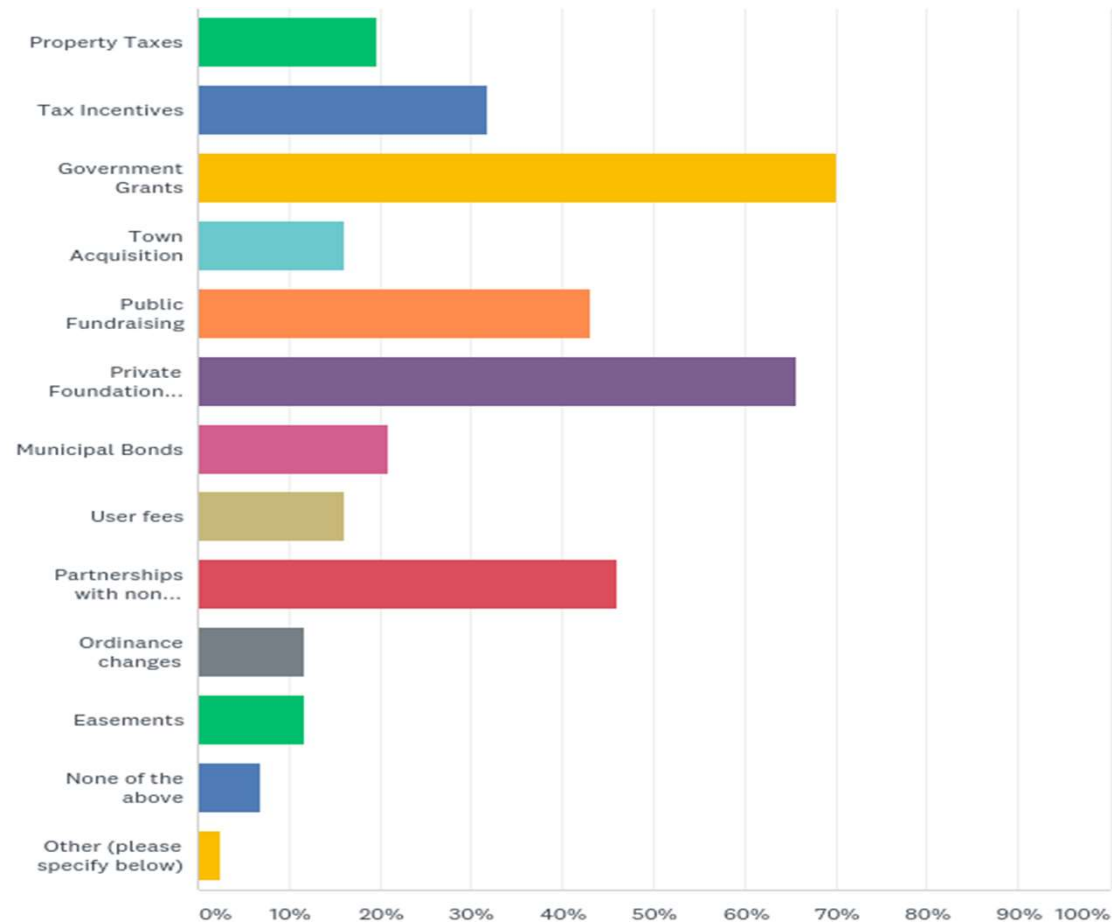
Q13: Rural Preservation - What should Westport Island focus on to enhance our rural community? (Rank 1 thru 5 with 1 the highest priority and 5 the lowest)

Answered: 270 Skipped: 25

		1 (HIGHEST)	2	3	4	5 (LOWEST)	TOTAL	WEIGHTED AVERAGE
1	Preservation of open space	50.99% 129	19.76% 50	15.81% 40	4.35% 11	9.09% 23	253	2.01
	Bike or walking trails	36.14% 90	25.30% 63	21.69% 54	8.43% 21	8.43% 21	249	2.28
	Public access to the shore	28.00% 63	29.33% 66	24.89% 56	8.44% 19	9.33% 21	225	2.42
4	Forest preservation	39.09% 95	27.98% 68	21.81% 53	5.35% 13	5.76% 14	243	2.11
3	Wetland protection	43.27% 106	24.90% 61	17.14% 42	8.57% 21	6.12% 15	245	2.09
2	Wildlife habitat protection	44.35% 110	25.00% 62	18.15% 45	7.66% 19	4.84% 12	248	2.04
	Historic site preservation	30.45% 74	28.81% 70	23.87% 58	8.23% 20	8.64% 21	243	2.36
	History museum (display of artifacts)	18.03% 42	24.89% 58	30.04% 70	15.02% 35	12.02% 28	233	2.78
	Recreation facilities	16.38% 38	21.98% 51	35.78% 83	11.64% 27	14.22% 33	232	2.85
	Other (please specify below)	57.14% 16	7.14% 2	10.71% 3	0.00% 0	25.00% 7	28	2.29

Q14: Fiscal Capacity: Which, if any, of the following financial options do you think the Town should explore to implement community objectives that may be identified in the updated Comprehensive Plan? (up to 5):

Answered: 248 Skipped: 47



Q15: Development – How should the town deal with the following types of development?

Answered: 270 Skipped: 25

First of 2 pages



	ENCOURAGE	LIMIT	NO OPINION	TOTAL	WEIGHTED AVERAGE
Single family homes	72.20% 187	14.29% 37	13.51% 35	259	1.41
Two family homes (duplexes)	17.00% 43	68.38% 173	14.62% 37	253	1.98
Seasonal homes	54.98% 138	25.50% 64	19.52% 49	251	1.65
Individual mobile homes	7.45% 19	75.69% 193	16.86% 43	255	2.09
Mobile home parks	1.15% 3	95.38% 248	3.46% 9	260	2.02
Condominiums	8.27% 21	82.28% 209	9.45% 24	254	2.01
Apartments (more than 3 units)	4.60% 12	86.97% 227	8.43% 22	261	2.04
Cluster housing	17.44% 45	68.99% 178	13.57% 35	258	1.96
Short term rentals (like Airbnb)	34.51% 88	41.96% 107	23.53% 60	255	1.89
Restaurants	73.54% 189	17.90% 46	8.56% 22	257	1.35
Convenience store	75.29% 195	16.22% 42	8.49% 22	259	1.33

Q15: Development – How should the town deal with the following types of development?

Answered: 270 Skipped: 25

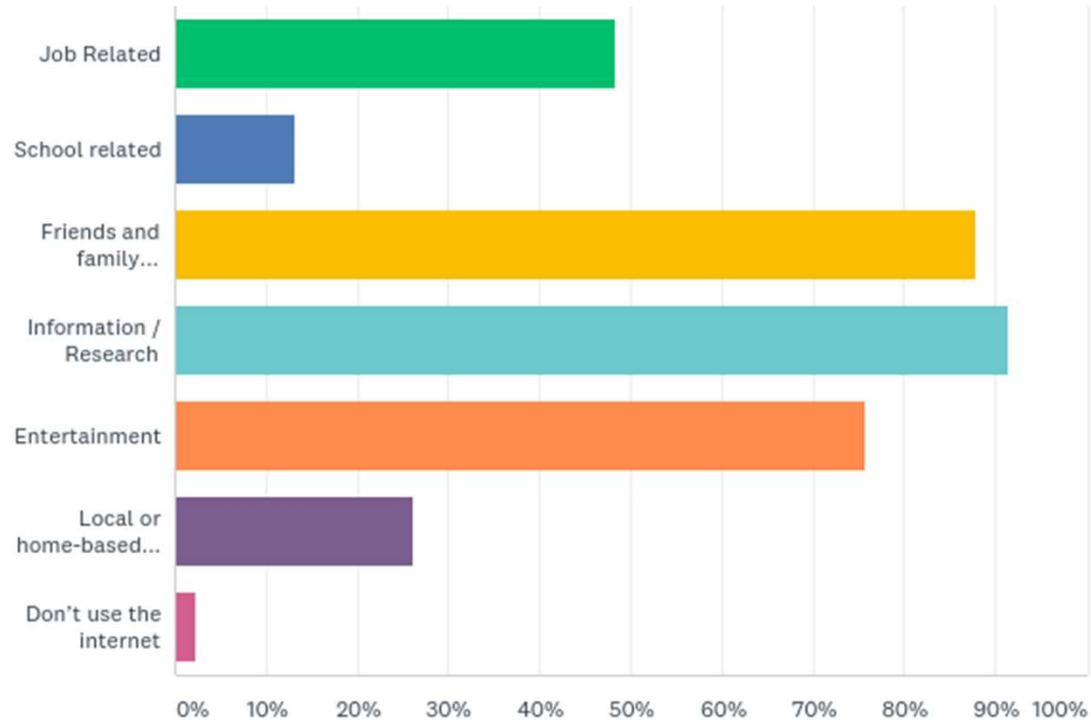
Second of 2 pages



	ENCOURAGE	LIMIT	NO OPINION	TOTAL	WEIGHTED AVERAGE
Commercial fisheries & aquaculture	81.78% 211	10.08% 26	8.14% 21	258	1.26
Agriculture	87.45% 223	5.88% 15	6.67% 17	255	1.19
Tourism	51.18% 130	31.89% 81	16.93% 43	254	1.66
Retail businesses	48.22% 122	36.76% 93	15.02% 38	253	1.67
Marijuana dispensaries	12.11% 31	67.58% 173	20.31% 52	256	2.08
Commercial Marijuana cultivation	18.00% 45	59.60% 149	22.40% 56	250	2.04
Light Manufacturing	33.98% 87	50.78% 130	15.23% 39	256	1.81
Heavy Manufacturing	2.76% 7	88.98% 226	8.27% 21	254	2.06
Professional office space	36.61% 93	45.28% 115	18.11% 46	254	1.81
Home occupations/ home businesses	81.23% 212	9.20% 24	9.58% 25	261	1.27

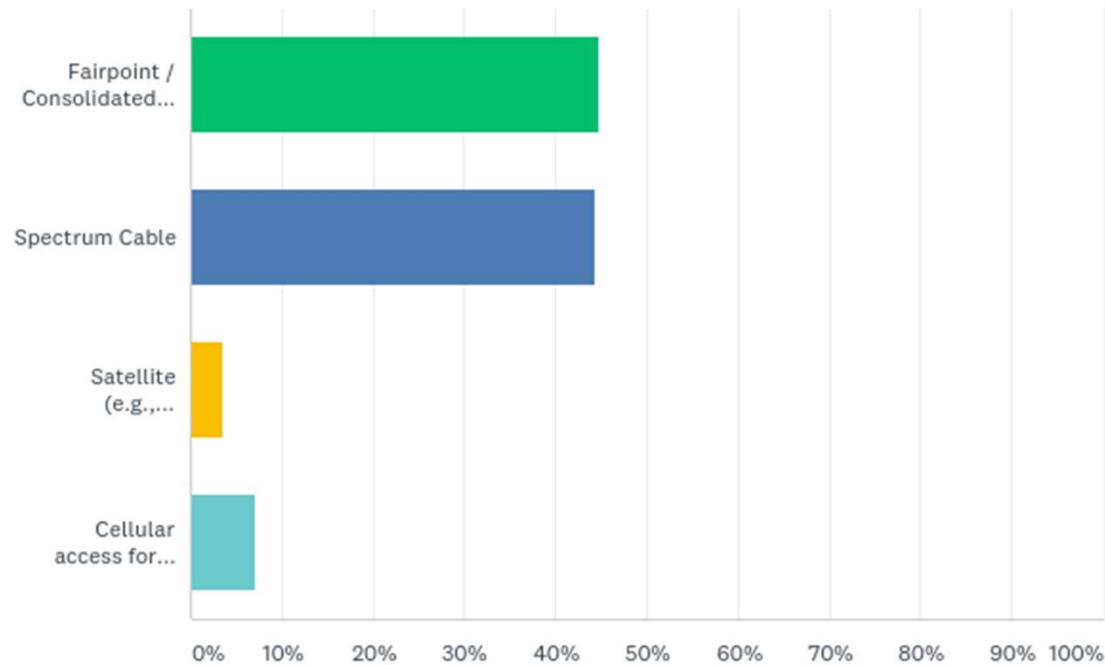
Q16: How do you use the Internet? (Please check all that apply):

Answered: 271 Skipped: 24



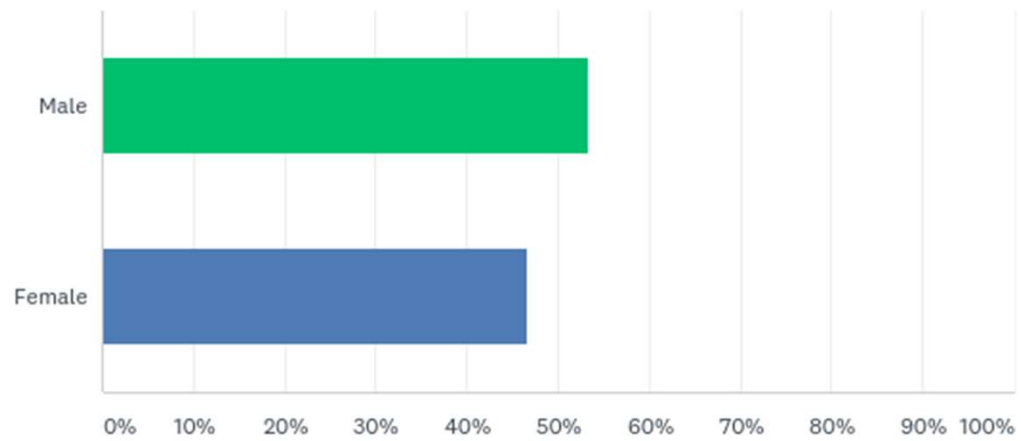
Q17: If you have Internet connectivity, what type of internet service provider do you use today?

Answered: 252 Skipped: 43



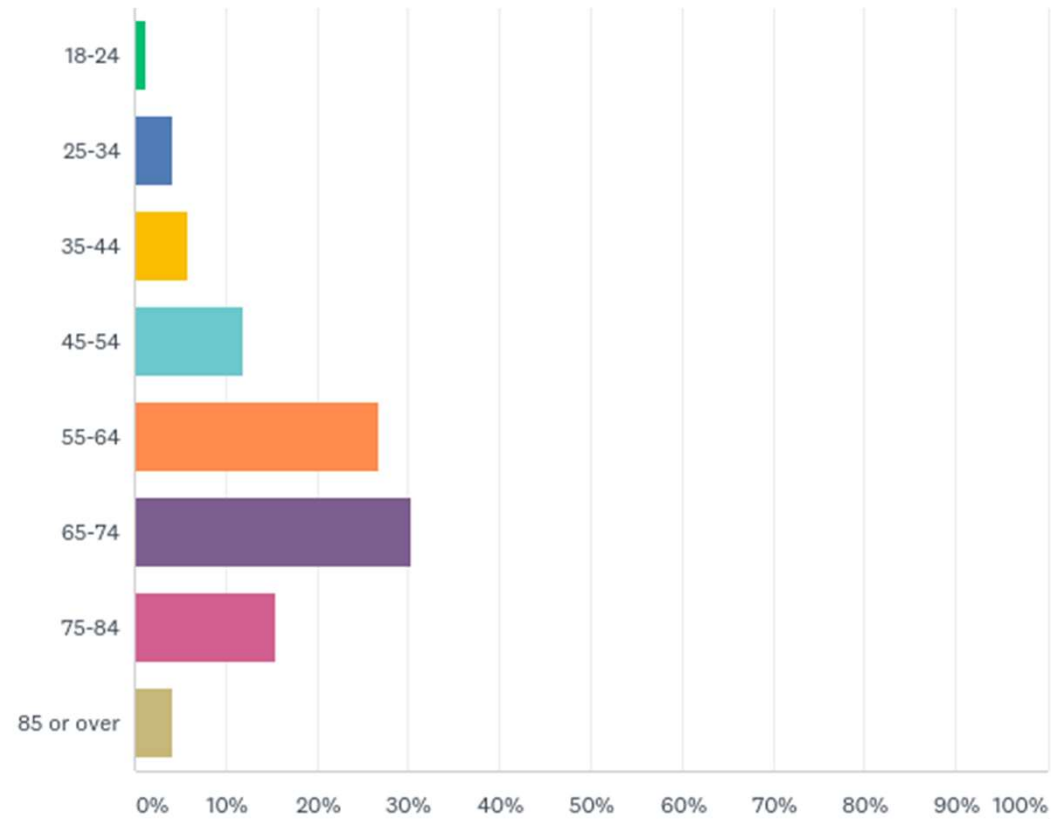
Q18: Sex

Answered: 253 Skipped: 42



Q19: Age

Answered: 258 Skipped: 37



50% are
65+

Q20: Do you have school age children living with you on Westport Island full time?

Answered: 257 Skipped: 38

